

MADANAPALLE INSTITUTE OF TECHNOLOGY & SCIENCE
(UGC-AUTONOMOUS INSTITUTION)
 Affiliated to JNTUA, Anantapuramu & Approved by AICTE, New Delhi
 NAAC Accredited with A+ Grade
 NBA Accredited – B.Tech.(CIVIL, CSE, ECE, EEE, MECH),MBA & MCA
 Department of C.S.E.(Cyber Security)
PARENTS-TEACHERS MEETING FEEDBACK FORM Academic Year 2021-22

Number of respondents

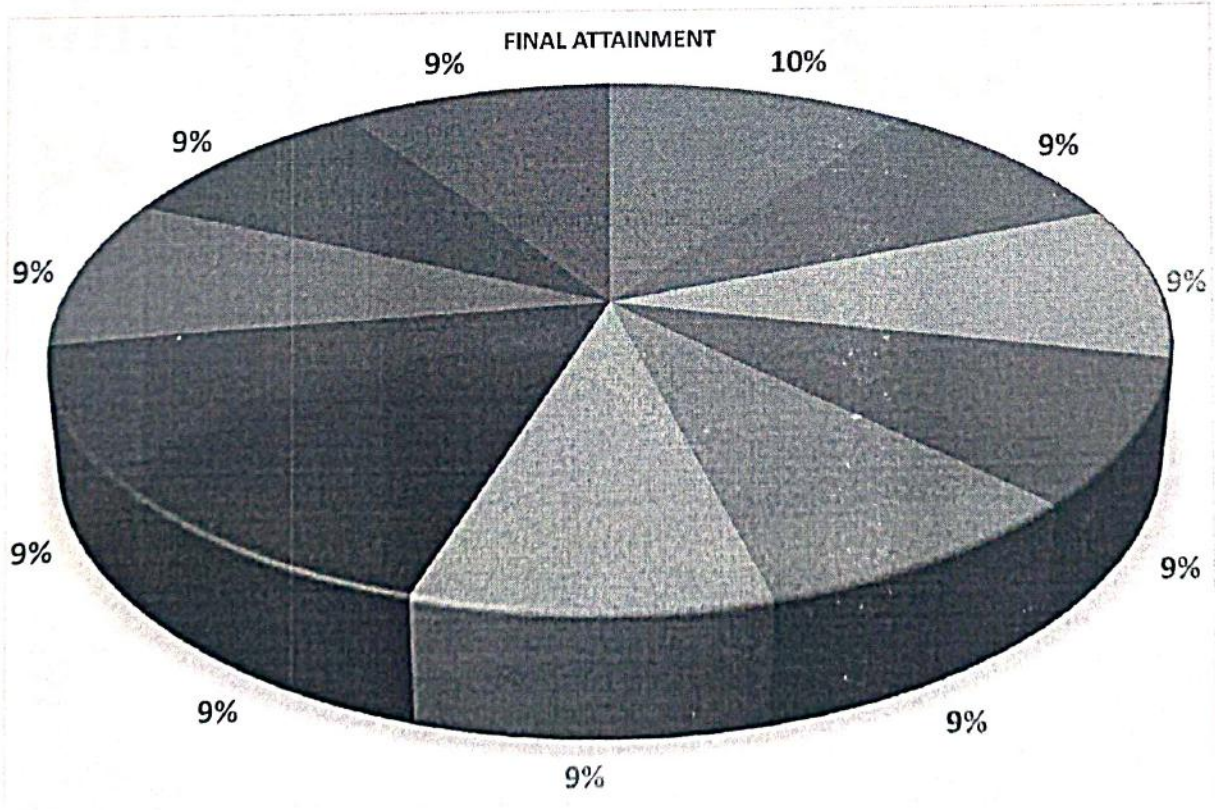
62

Question No Question

Attainment

1	A.General: 1. Views on organizing Parents Teachers Meeting	100.00
2	2. Are you Satisfied with Progress / Growth of MITS	89.35
3	3. Academic Progress of your Ward	90.32
4	4. Are you receiving Attendance Intimation about your wards regularity	86.45
5	B.Facilities and Amenities for Students: 1. Library & Computer Center Access	81.94
6	2. Lecture Halls & Laboratories	86.13
7	3. Counselling & Mentoring facilities	86.13
8	4. Sports & Extra-Curricular facilities	88.06
9	5. Health & Medical facilities	87.42
10	C.Teaching: Faculty and Methods: 1. Attitude of the Teaching faculty	87.74
11	2. Quality of Teaching-Learning	89.35

[Signature]
 HOD CSE(CS)





MADANAPALLE INSTITUTE OF TECHNOLOGY & SCIENCE (UGC-AUTONOMOUS)

Affiliated to JNTUA, Anantapur & Approved by AICTE, New Delhi
Recognised Research Center
Accredited by NBA for CSE, ECE, EEE & ME
World Bank funded Institute
Recognised by UGC under the sections 2(i) and 12(B) of the UGC act 1956
Recognised as Scientific & Industrial Research Organization by DSIR of DST

DEPARTMENT OF C.S.E (CYBER SECURITY)

PARENTS-TEACHERS MEETING FEEDBACK FORM Academic Year 2021-22


0

Number of respondents

62


I A.General: 1. Views on organizing Parents Teachers Meeting

Count	Percentage
Good	42 67.74%
Fair	19 30.65%
Not Required	1 1.61%




2.2. Are you Satisfied with Progress / Growth of MITs

	Count	Percentage
Yes	56	90.32%
No	6	9.68%



3.3. Academic Progress of your Ward


	Count	Percentage
Excellent	56	90.32%
Very Good	6	9.68%
Good	0	0.00%
Poor	0	0.00%



4 4. Are you receiving Attendance Intimation about your wards regularly

Count	Percentage
Yes	62 100.00%
No	0 0.00%


4. ARE YOU RECEIVING ATTENDANCE INTIMATION ABOUT YOUR WARDS REGULARITY



5 B.Facilities and Amenities for Students: 1. Library & Computer Center Access

Count	Percentage
Excellent	33 53.23%
Good	25 40.32%
Satisfactory	4 6.45%
Poor	0 0.00%

B. FACILITIES AND AMENITIES FOR STUDENTS: 1. LIBRARY & COMPUTER CENTER ACCESS




6 2. Lecture Halls & Laboratories

	Count	Percentage
Excellent	35	56.45%
Good	24	38.71%
Satisfactory	3	4.84%
Poor	0	0.00%

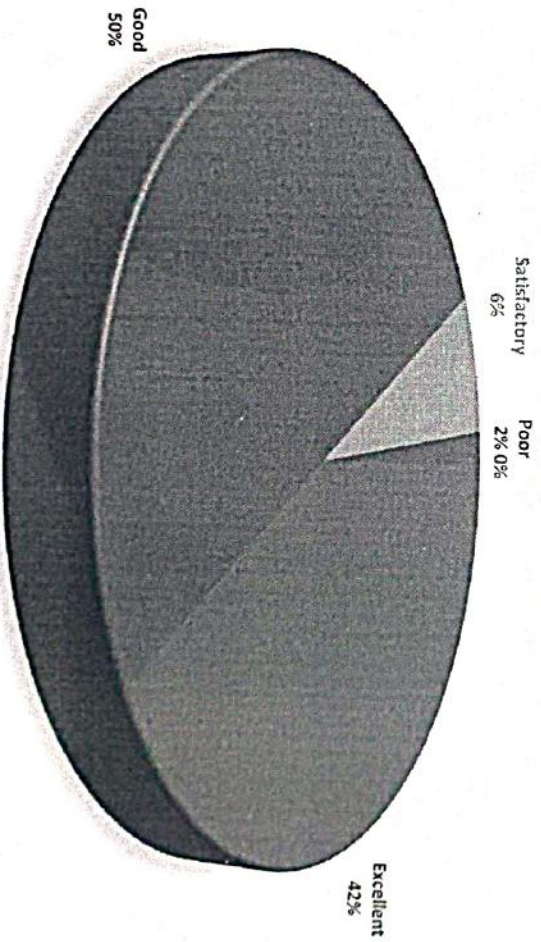
7 3. Counselling & Mentoring facilities

	Count	Percentage
Excellent	26	41.94%
Good	31	50.00%
Satisfactory	4	6.45%
Poor	1	1.61%

B. 2. LECTURE HALLS & LABORATORIES

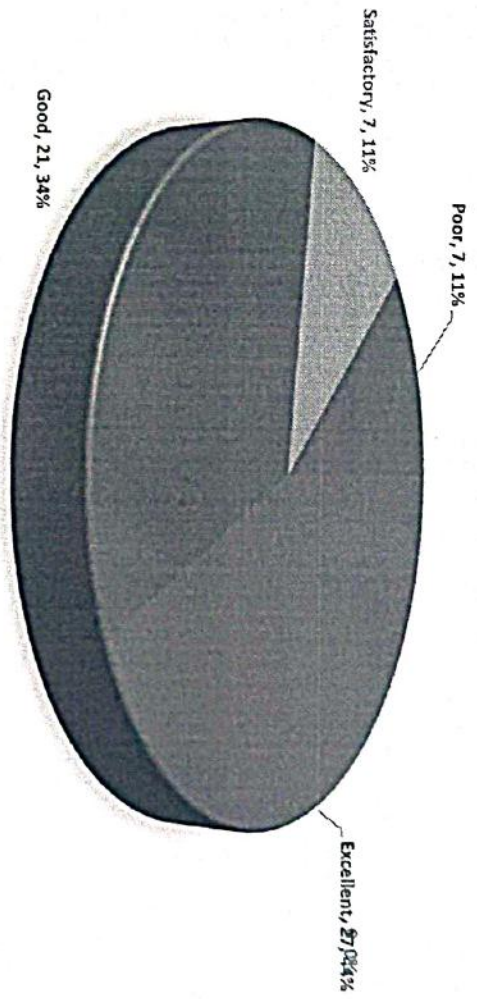


B. 3. COUNSELLING & MENTORING FACILITIES



Count	Percentage
Excellent	27 43.55%
Good	21 33.87%
Satisfactory	7 11.29%
Poor	7 11.29%

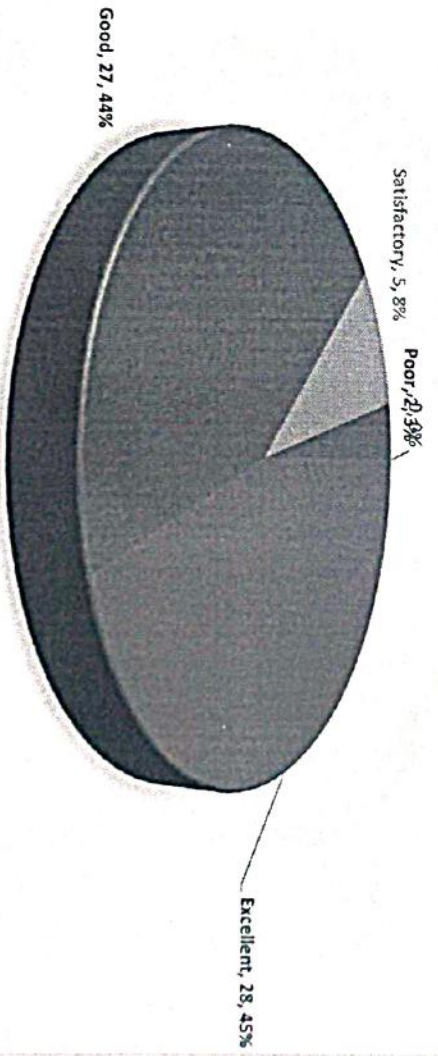
B. 4. SPORTS & EXTRA-CURRICULAR FACILITIES



9. 5. Health & Medical facilities

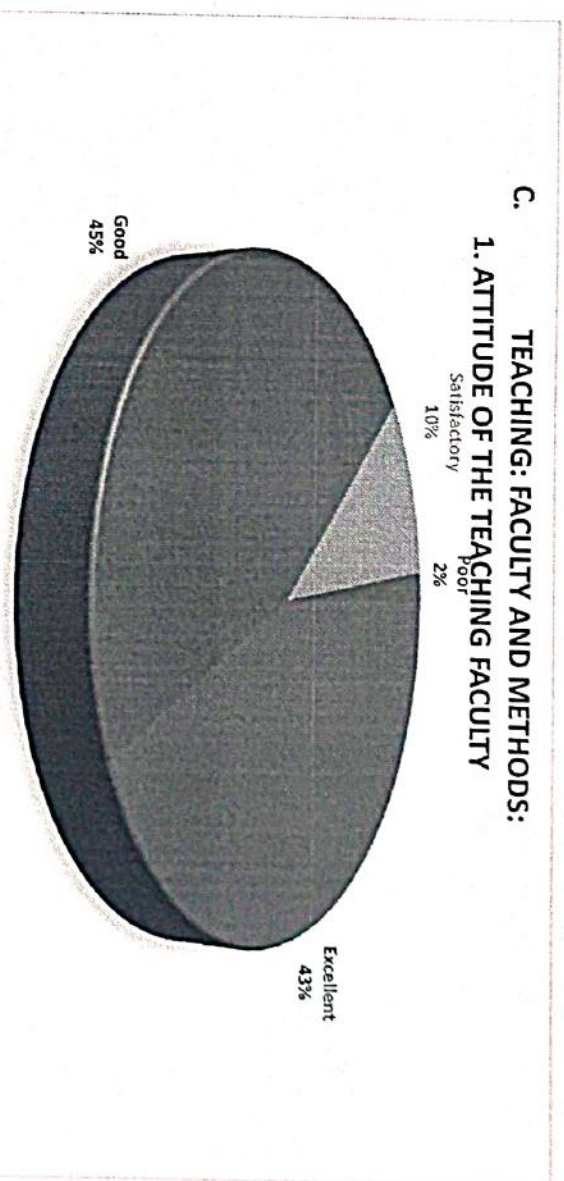
Count	Percentage
Excellent	28 45.16%
Good	27 43.55%
Satisfactory	5 8.06%
Poor	2 3.23%

B. 5. HEALTH AND MEDICAL FACILITIES




10 C. Teaching: Faculty and Methods: 1. Attitude of the Teaching faculty

Count	Percentage
Excellent	27 43.55%
Good	28 45.16%
Satisfactory	6 9.68%
Poor	1 1.61%



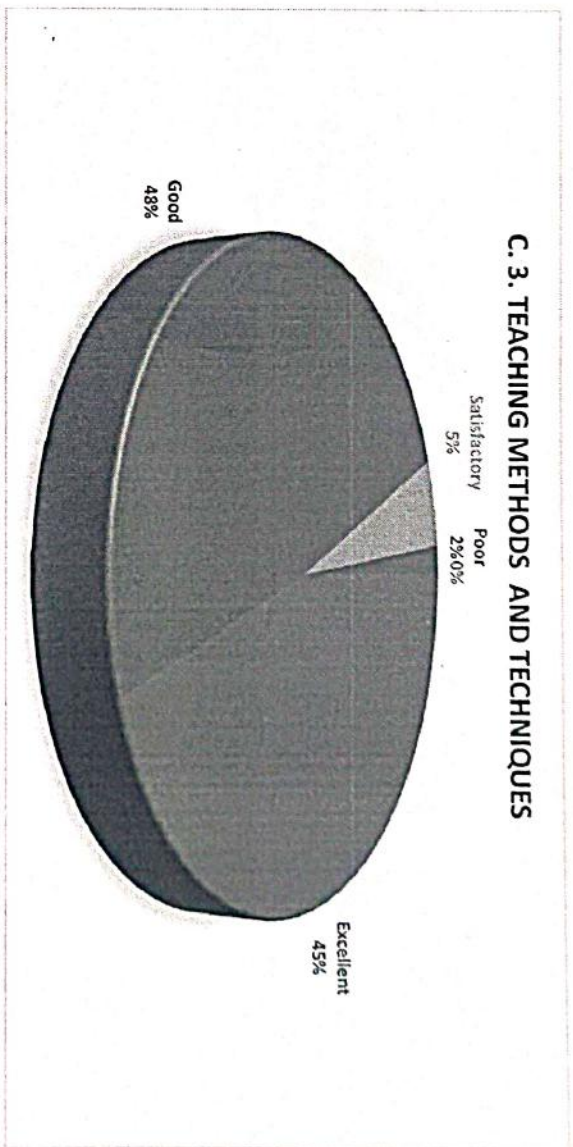
11 2. Quality of Teaching-Learning

Count	Percentage
Excellent	28 45.16%
Good	31 50.00%
Satisfactory	3 4.84%
Poor	0 0.00%




12.3. Teaching Methods & Techniques

Count	Percentage
Excellent	28 45.16%
Good	30 48.39%
Satisfactory	3 4.84%
Poor	1 1.61%



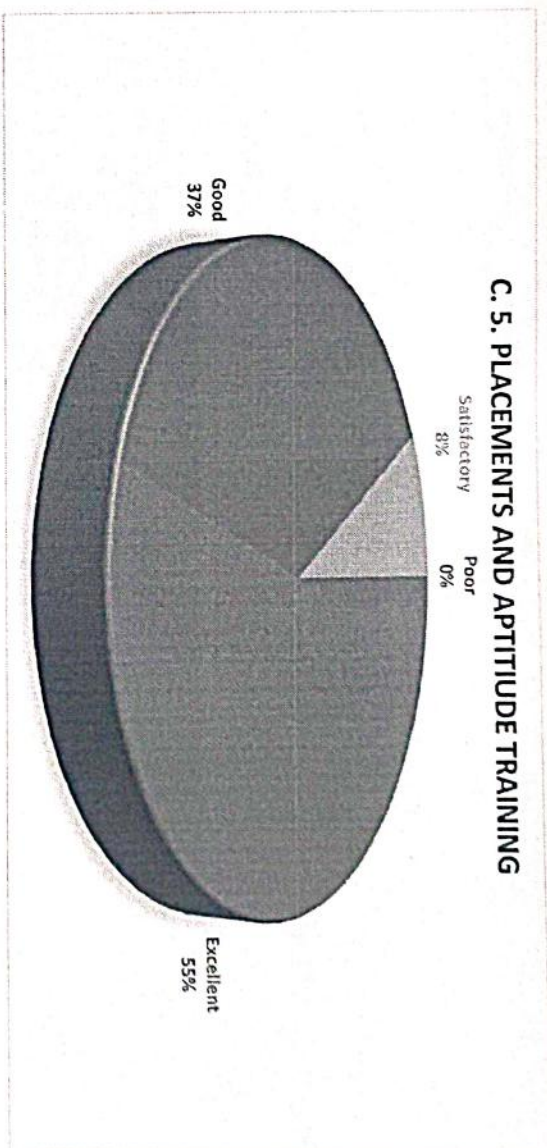
13.4. Discipline in the Campus

Count	Percentage
Excellent	28 45.16%
Good	31 50.00%
Satisfactory	2 3.23%
Poor	1 1.61%



14 5. Placement & Aptitude Training

	Count	Percentage
Excellent	34	54.84%
Good	23	37.10%
Satisfactory	5	8.06%
Poor	0	0.00%



S. M. S. M.
HOD